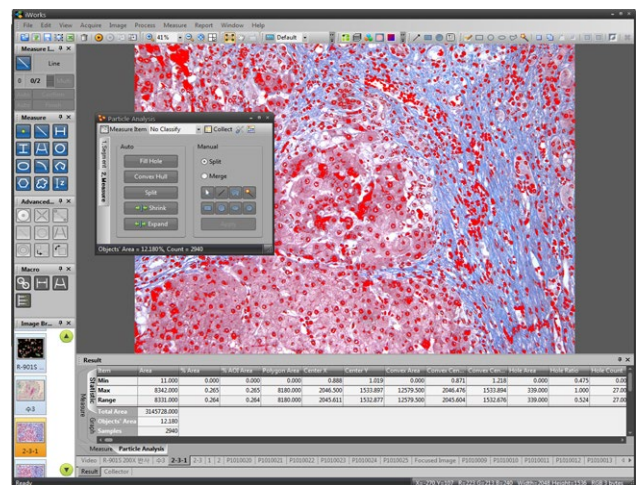
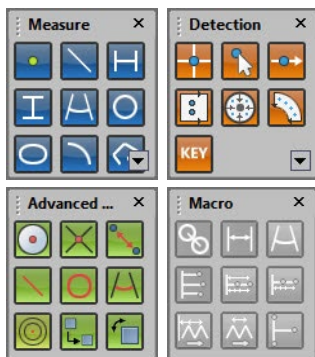




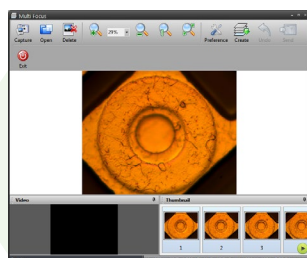
# iWorks I Series Microscopy Software

Streamlined microscopy software for imaging and analysis with user-friendly interface. Variety of solutions to image acquisition, measuring, counting, classify, and material analysis module such as particle analysis, cast iron, grain analysis, non-metallic inclusions, phase analysis.

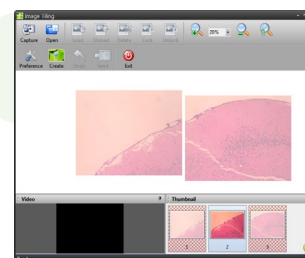


## Features & Benefits

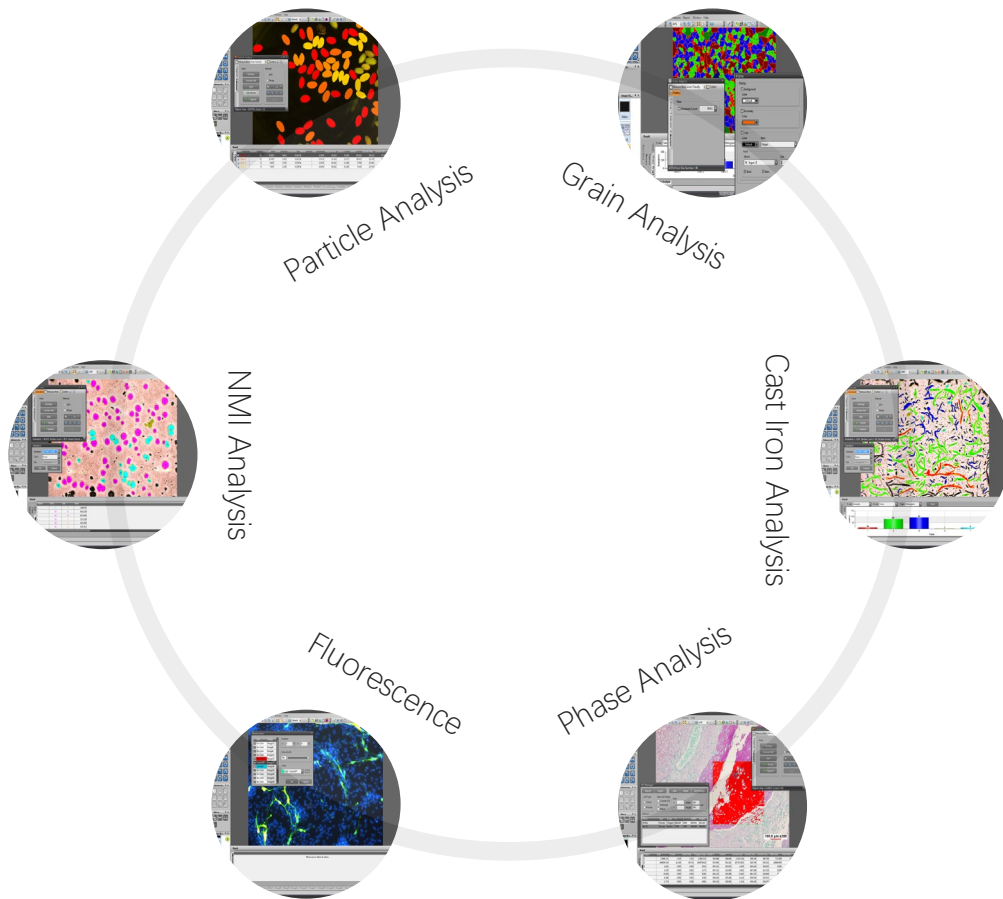
- Very user-friendly interface and modular design
- Image acquisition and measurement with variety of measurement tools
- Image tiling, multi-focus and image enhancement tools
- Strong compatibility for various cameras Interlocking with motorized stages enable precise work
- Measurement images and data can be automatically exported to Excel with custom report template design
- Particle analysis, grain analysis, cast iron analysis, non-metallic inclusions and phase analysis etc. for your materials research



Multi-focus



Imaging tiling



## Specifications

Software package	LITE	FX	FG	FC	Material
Basic measurement	●	●	●	●	●
Advanced measurement	○	○	●	●	●
Annotation	●	●	●	●	●
Manual calibration	●	●			
Auto calibration			●	●	●
Scale marker	●	●	●	●	●
Fixed macro	●	●			
Custom macro			●	●	●
Reflected light		●	●	●	●
3D plot	●	●	●	●	●
Background correction		●	●	●	●
Overlay chart	●	●	●	●	●
Time-lapse	●	●	●	●	●
Excel report	●	●	●	●	●
Split/merge planes	●	●	●	●	●
Fluorescence merge		●	●	●	●
Multi-focus	●	●	●	●	●
Stereoscopic multi-focus		●	●	●	●
Image tiling	●	●	●	●	●
AOI manager		●	●	●	●
Auto counting/classify		●	●	●	●
Object editing		●	●	●	●
Grain size analysis*			●		●
Cast iron analysis*				●	●
Non-metallic inclusions analysis*					●
Rust grade analysis					●
Phase analysis*					●
Report manager*					●
Optional plug-in		●			